

## SINGLE-PHASE BATTERY INVERTER WITHOUT TRANSFORMER

### 3TL / 6TL

The INGECON® SUN STORAGE 1Play battery inverter is a single-phase, two-way unit that can either be used in off-grid systems or connected to the general supply network.

#### Battery management

The INGECON® SUN STORAGE 1Play inverters feature cutting-edge technology to control the charging and discharging of the storage system in order to maximise the battery service life. The battery temperature could be controlled at all times, ensuring correct battery operation and durability. The inverter incorporates a pre-charge system to avoid battery inrush currents.

#### Back-up genset

The INGECON® SUN STORAGE 1Play permits the connection of a back-up genset, should this be necessary. Furthermore, the inverter

can be started-up using this generator, in order to charge the batteries when these are completely discharged.

#### PV input

INGECON® SUN STORAGE 1Play inverters incorporate a PV input. Thanks to this input, the PV array can be connected directly to the inverter. Moreover, this inverter can be also operated without batteries, as a conventional grid-tied photovoltaic inverter, allowing a later addition of the energy storage system.

#### Energy Management System

Optionally, the inverter can integrate an energy management system (EMS Board). The EMS Board enables some more advanced features, as self-consumption or peak shaving.

#### 5 year warranty, extendible up to 25 years



#### PROTECTIONS

- AC overvoltages.
- Insulation faults.
- Output shortcircuits and overloads.
- DC switch for the PV field.

#### OPTIONAL ACCESSORIES

- Inverter communication via RS-485 and Ethernet.
- AC power supply system.
- INGECON® SUN EMS Board.
- USB port for Wi-Fi communication (in combination with EMS Board).

#### MAIN FEATURES

- PV input.
- CAN communication for smart batteries.
- Configurable potential-free inputs.
- Configurable potential-free outputs, some for the connection and disconnection of the back-up genset.
- DC pre-charge system.
- Battery temperature measurement circuit built-in. PT100 (3-wire) needed.

3TL / 6TL

Operating modes:

- Stand-alone mode

The INGECON® SUN STORAGE 1Play inverter generates a stand-alone AC grid and acts as a grid manager, guaranteeing the correct balance between generation, consumption and the storage system. To do so, it controls the energy flow between the grid and the batteries, based on the status at any given time.

The INGECON® SUN STORAGE 1Play inverter makes it possible to integrate a solar energy source into the grid, as it integrates a photovoltaic input. An advanced control system, requiring no communications, manages the power generated by the PV inverters, based on consumption data and the battery charge status. The back-up power source (a genset or the public grid) only connects when the battery state of charge is below a certain programmable threshold.

- Back-up mode

This operating mode has been designed for grid-connected systems, where grid outages are long and frequent, meaning that a back-up power source is required. The INGECON® SUN STORAGE 1Play inverter operates through a connection to the AC grid. In order to guarantee a power source, the inverter maintains the batteries charged. During a grid outage, the battery inverter generates the AC network and the energy stored in the batteries is used to power the loads. If any renewable energy sources are connected to the grid and the energy generated is greater than the one demanded, then the surplus could be injected into the grid.

- Self-consumption mode

This operating mode is conceived for grid-connected systems with renewable energy sources, in order to minimise grid consumption. If the ener-

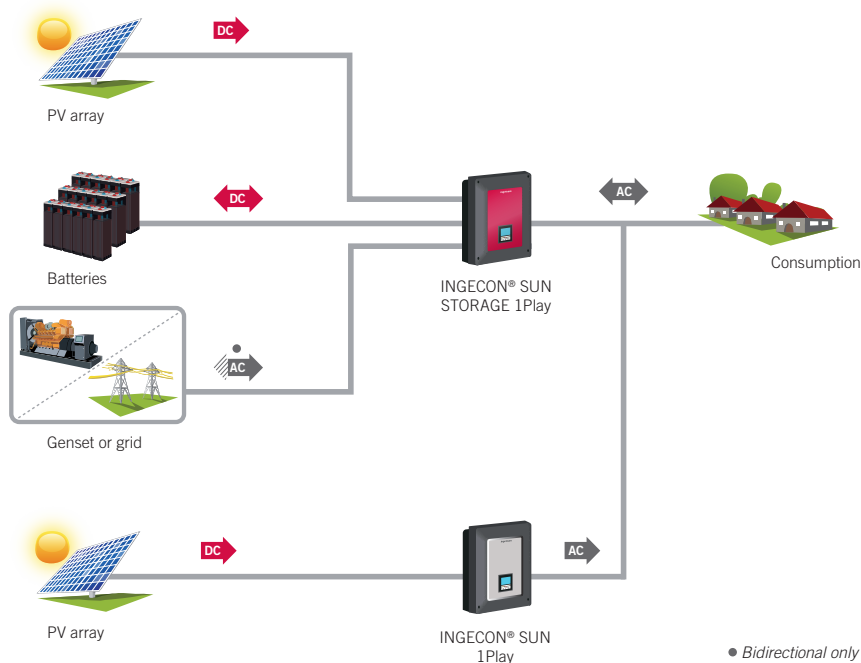
gy generated is greater than the one demanded, any surplus energy could charge the batteries or, if they are fully charged, the energy could be injected into the grid. If the loads demand more energy than the one produced by the renewable sources, then the batteries would cover this demand, increasing the self-consumption ratio.

- Grid support

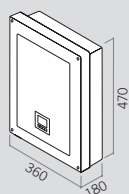
In this operating mode the inverter operates under the instructions of an external controller (EMS). Thus, in combination with the EMS Board and an external wattmeter, the inverter is able to adapt the output power to a required value. In this way, different options are available: ramp rate control, self-consumption or constant power output in a PV plant. Furthermore, this operating mode makes it possible to implement peak-shaving strategies to reduce the electricity bill by decreasing the contracted power.

CONNECTION SCHEMA

Single-phase

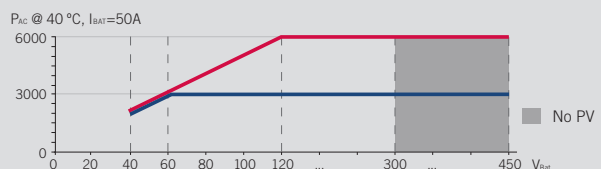


Size and weight (mm)



3TL / 6TL  
26 kg.

Output power versus battery voltage



	3TL	6TL
Nominal power	3 kVA	6 kVA
Max. temperature for rated power	40 °C	
<b>Storage system input (DC)</b>		
Voltage range with PV installed <sup>(1)</sup>	40 ~ 300 V	
Voltage range without PV installed <sup>(1)</sup>	40 ~ 450 V	
Maximum charge / discharge current	50 A	
Battery type	Lead-Acid, Li-ion <sup>(2)</sup>	
Communication with Li-Ion batteries	CAN Bus 2.0	
<b>PV array input (DC)</b>		
PV array maximum power	7.5 kWp	11.5 kWp
MPP Voltage range	330 <sup>(3)</sup> ~ 480 V	
Maximum input voltage	550 V <sup>(4)</sup>	
Maximum input current	20 A	30 A
MPPT	1	
Number of strings	2	
<b>Auxiliary grid / genset input (AC)</b>		
Rated voltage	230 V	
Voltage range	172 ~ 264 V	
Nominal frequency	50 / 60 Hz	
Frequency range	40 ~ 70 Hz	
Maximum power	11,500 VA	
Maximum current	50 A rms	
Cosine of Phi	0 ~ 1	
<b>Consumption grid output (AC)</b>		
<b>Stand-alone mode</b>		
Power (25 °C) 30 min, 2 min, 3 s <sup>(5)</sup>	3,500 / 3,900 / 5,080 W	6,400 / 6,900 / 7,900 W
Maximum current	13 A rms	26 A rms
Rated voltage <sup>(6)</sup>	220 ~ 240 V	
Nominal frequency <sup>(6)</sup>	50 / 60 Hz	
Cosine of Phi	-0.8 ~ 1 ~ 0.8	
<b>On-grid mode</b>		
Maximum current	50 A rms	
Voltage range	172 ~ 264 V	
Frequency range	40 ~ 70 Hz	
Cosine of Phi	-0.8 ~ 1 ~ 0.8	
Response time of the Back-up function	12 ms	
<b>Performance</b>		
Maximum efficiency	95.5%	96%
Euroefficiency	95.1%	95.2%
<b>General data</b>		
Cooling system	Forced ventilation	
Air flow	27 m³/h	45 m³/h
Stand-by consumption	< 10 W	
Operating temperature	-20 ~ +65 °C	
Relative humidity (without condensation)	4 ~ 100 %	
Protection class	IP65	
Maximum altitude	2,000 m	
Marking	CE	
EMC and safety regulations	EN 61000-6-1, EN 61000-6-2, EN 61000-6-3, EN 61000-6-4, EN 61000-3-11, EN 61000-3-12, EN 62109-1, EN62109-2, EN 50178, IEC62103, AS62040.1, FCC Part 15	
Distribution grid connection regulations	DIN V VDE V 0126-1-1, EN 50438, CEI 0-21, VDE-AR-N4105:2011-08, G59/3, G83/2, AS4777.2:2015, IEC 62116, IEC 61727, UNE 206007-1:2013, UNE 206006:2011, UNE 217001 IN:2015,NRS097-2-1, ABNT NBR 16149, ABNT NBR 16150, DEWA, South African Grid code, IEEE 929 Thailand MEA & PEA requirements, Netbilling Chile	

**Notes:** <sup>(1)</sup> The maximum power of the inverter is a calculation of the battery voltage multiplied by the maximum discharge current (50 A) <sup>(2)</sup> See the list of compatible Li-Ion batteries <sup>(3)</sup> In On-grid mode  $V_{mpp,min} = 1.44 \times V_{ac}$  (distribution grid voltage). In Off-grid mode  $V_{mpp,min} = 1.44 \times V_{ac}$  (rated voltage configured for the consumption grid) <sup>(4)</sup> Never exceed this value. Consider the voltage increase of the panels 'Voc' at low temperatures <sup>(5)</sup> This power will be available if the battery voltage multiplied by the maximum discharge current reaches these values <sup>(6)</sup> This parameter can be set on the display.



**Ingeteam Power Technology, S.A.**  
Avda. Ciudad de la Innovación, 13  
31621 SARRIGUREN (Navarra) - Spain  
Tel.: +34 948 288 000 / Fax: +34 948 288 001  
e-mail: solar.energy@ingeteam.com

**Ingeteam S.r.l.**  
Via Emilia Ponente, 232  
48014 CASTEL BOLOGNESE (RA) - Italy  
Tel.: +39 0546 651 490 / Fax: +39 054 665 5391  
e-mail: italia.energy@ingeteam.com

**Ingeteam SAS**  
La Naurouze B - 140 rue Carmin  
31670 Labège - France  
Tel: +33 (0)5 61 25 00 00 / Fax: +33 (0)5 61 25 00 11  
e-mail: france@ingeteam.com

**Ingeteam INC.**  
3550 W. Canal St.  
MILWAUKEE, WI 53208 - USA  
Tel.: +1 (414) 934 4100 / +1 (855) 821 7190 / Fax: +1 (414) 342 0736  
e-mail: solar.us@ingeteam.com

**Ingeteam, a.s.**  
Technologická 371/1  
70800 OSTRAVA - PUSTKOVEC  
Czech Republic  
Tel.: +420 59 732 6800 / Fax: +420 59 732 6899  
e-mail: czech@ingeteam.com

**Ingeteam, S.A. de C.V.**  
Ave. Revolución, n° 643, Local 9  
Colonia Jardín Español - MONTERREY  
64820 - NUEVO LEÓN - México  
Tel.: +52 81 8311 4858 / Fax: +52 81 8311 4859  
e-mail: northamerica@ingeteam.com

**Ingeteam Ltda.**  
Rua Estácio de Sá, 560  
Jd. Santa Genebra  
13080-010 Campinas/SP - Brazil  
Tel.: +55 19 3037 3773  
e-mail: brazil@ingeteam.com

**Ingeteam Pty Ltd.**  
Unit 2 Alphen Square South  
16th Road, Randjiespark  
Midrand 1682 - South Africa  
Tel.: +2711 314 3190 / Fax: +2711 314 2420  
e-mail: southafrica@ingeteam.com

**Ingeteam SpA**  
Los militares 5890, Torre A, oficina 401  
7560742 - Las Condes  
Santiago de Chile - Chile  
Tel.: +56 2 29574531  
e-mail: chile@ingeteam.com

**Ingeteam Power Technology India Pvt. Ltd.**  
2nd Floor, 431  
Udyog Vihar, Phase III  
122016 Gurgaon (Haryana) - India  
Tel.: +91 124 420 6491-5 / Fax: +91 124 420 6493  
e-mail: india@ingeteam.com

**Ingeteam Sp. z o.o.**  
Ul. Koszykowa 60/62 m 39  
00-673 Warszawa - Poland  
Tel.: +48 22 821 9930 / Fax: +48 22 821 9931  
e-mail: polska@ingeteam.com

**Ingeteam Australia Pty Ltd.**  
iAccelerate Centre, Building 239  
Innovation Campus, Squires Way  
North Wollongong, NSW 2500 - Australia  
Tel.: +61 499 988 022  
e-mail: australia@ingeteam.com

**Ingeteam Panama S.A.**  
Calle Manuel Espinosa Batista, Ed. Torre Internacional  
Business Center, Apto./Local 407 Urb.C45 Bella Vista  
Bella Vista - Panama  
Tel.: +50 761 329 467

**Ingeteam Service S.R.L.**  
Bucuresti, Sector 2, Bulevardul Dimitrie Pompeiu Nr 5-7  
Cladirea Hermes Business Campus 1, Birou 236, Etaj 2  
Romania  
Tel.: +40 728 993 202

**Ingeteam Philippines Inc.**  
Office 2, Unit 330, Milelong Bldg.  
Amorsolo corner Rufin St.  
1230 Makati  
Gran Manila - Philippines  
Tel.: +63 0917 677 6039

# Ingeteam